




www.wsdvalve.com
www.hawsd.com

产品集纳
Product highlightse



www.wsdvalve.com
www.hawsd.com

产品集纳
Product highlightse




www.wsdvalve.com
www.hawsd.com

产品集纳
Product highlightse



www.wsdvalve.com
www.hawsd.com

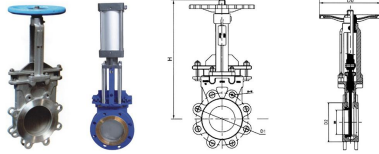
产品集纳
Product highlightse





www.wsdvalve.com
www.hawsd.com

气动刀型闸阀
Pneumatic knife gate valve



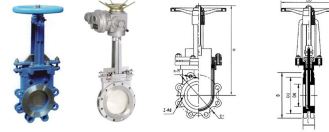
技术参数 Technical parameters	
公称口径 Nominal diameter	DN50-150mm, NPS 2"-6"
适用温度 Suitable temperature	-20~+100°C (特殊温度范围需单独订购) (Specific temperature range depends on the material of the seal and the properties of the medium)
连接法兰 Connecting flange	ANSI B16.5, GB/T9113, JIS B2019, HG, SH, JS, DIN, NF, BS
主体材料 Host materials	WC3, ZG1Cr18Ni9Ti, ZG1Cr18Ni12Mo2Ti, CF8, CF8M, CF3, CF3M
密封形式 Seal type	硬密封 (金属对金属) Hard seal, soft seal
泄漏量 Leakage	硬密封 (金属对金属) Hard seal (DN≤100, 1.0Dmm ³ /s) / 软密封 (金属对非金属) Soft seal (DN≤100, 0.1Dmm ³ /s)
配套附件 Provide ancillary	安装法兰 Mounting flange

主要外形及连接尺寸 Main external and connecting dimensions(mm)							
PN	L	D	D1	D2	法兰厚度 Flange thickness	法兰孔径 Flange hole	法兰间距 Flange spacing
2"	50	48	152	120.5	52	4-W5/8	19
2 1/2"	65	48	178	139.5	55	4-W5/8	19
3"	80	51	196	152.5	57	4-W5/8	19
4"	100	51	220	150.5	57	4-W5/8	19
5"	125	57	254	176.5	58	4-W5/4	22
6"	150	57	276	191.5	58	4-W5/4	22
8"	200	70	343	238.5	70	4-W5/4	22
10"	280	70	406	302	70	4-W5/8	25
12"	300	76	483	432	76	4-W5/8	25
14"	290	76	533	476	76	4-W1	29
16"	400	89	587	538.5	89	4-W1	29
18"	450	89	635	578	89	4-W1 1/8	32
20"	500	114	688	635	104	20-W1 1/8	32
24"	600	114	813	748.5	104	20-W1 1/4	32
28"	700	117	927	863.5	104	28-W1 1/4	35
32"	750	117	954	914.4	107	28-W1 1/4	35
36"	800	130	1000	978	114	28-W1 1/2	41
38"	800	160	1168	1086	122	32-W1 1/2	41



www.wsdvalve.com
www.hawsd.com

电动刀型闸阀
Electric knife gate valve



技术参数 Technical parameters	
公称口径 Nominal diameter	DN50-150mm, NPS 2"-6"
适用温度 Suitable temperature	-20~+100°C (特殊温度范围需单独订购) (Specific temperature range depends on the material of the seal and the properties of the medium)
连接法兰 Connecting flange	ANSI B16.5, GB/T9113, JIS B2019, HG, SH, JS, DIN, NF, BS
主体材料 Host materials	WC3, ZG1Cr18Ni9Ti, ZG1Cr18Ni12Mo2Ti, CF8, CF8M, CF3, CF3M
密封形式 Seal type	硬密封 (金属对金属) Hard seal, soft seal
泄漏量 Leakage	硬密封 (金属对金属) Hard seal (DN≤100, 1.0Dmm ³ /s) / 软密封 (金属对非金属) Soft seal (DN≤100, 0.1Dmm ³ /s)
配套附件 Provide ancillary	安装法兰 Mounting flange

主要外形及连接尺寸 Main external and connecting dimensions(mm)									
PN	DN	法兰1 Series 1 Flange 1	法兰2 Series 2 Flange 2	D	D1	D2	H	N-M	Do
1.0MPa	50	50	48	160	125	100	285	4-M16	180
	65	50	48	180	145	120	288	4-M16	180
	80	50	51	180	160	120	315	4-M16	220
	100	50	51	215	180	125	345	4-M16	220
	125	50	57	245	210	135	400	4-M16	290
	150	60	57	280	240	135	475	4-M20	360
	200	60	70	335	295	265	540	4-M20	360
	250	70	70	390	340	320	620	4-M20	390
	300	80	76	440	400	380	780	4-M20	400
	400	100	89	565	515	480	960	4-M22	400
1.6MPa	50	50	69	165	125	110	310	4-M22	230
	60	50	69	180	140	110	310	4-M22	230
	80	50	76	200	160	110	310	4-M22	230
	100	50	89	220	180	110	310	4-M22	230
	150	70	104	270	230	120	310	4-M22	230

主要外形及连接尺寸 Main external and connecting dimensions(mm)									
PN	DN	法兰1 Series 1 Flange 1	法兰2 Series 2 Flange 2	D	D1	D2	H	N-M	Do
1.0MPa	50	50	48	160	125	95	285	4-M16	180
	65	50	48	185	145	120	288	4-M16	180
	80	50	51	200	160	120	315	4-M16	220
	100	50	51	220	180	120	345	4-M16	220
	125	50	57	250	210	135	400	4-M16	230
	150	60	57	285	240	135	475	4-M20	360
	200	60	70	340	295	265	540	4-M20	360
	250	70	70	405	340	320	620	4-M20	390
	300	80	76	460	410	375	780	4-M20	400
	400	100	89	580	525	485	960	4-M22	400
1.6MPa	50	50	69	165	125	105	310	4-M22	230
	60	50	69	180	140	105	310	4-M22	230
	80	50	76	200	160	105	310	4-M22	230
	100	50	89	220	180	105	310	4-M22	230
	150	70	104	270	230	110	310	4-M22	230

注：系列1与系列2的法兰1和法兰2的规格不同。系列2的法兰1和法兰2的规格与系列1的法兰1和法兰2的规格不同。
Note: Series 1 & 2 flange 1 and flange 2 specifications are different. Series 2 flange 1 and flange 2 specifications are different from Series 1 flange 1 and flange 2 specifications.



www.wsdvalve.com
www.hawsd.com

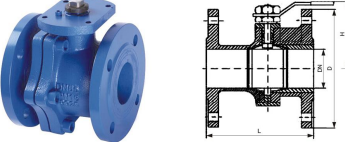
Ball valve series

球阀系列 www.wsdvalve.com
www.hawsd.com



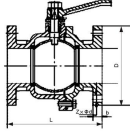
www.wsdvalve.com
www.hawsd.com

铸钢球阀
DIN Cast iron ball valve



主要零件及材料 Main parts and materials		设计标准 Valve design	
阀体 Body	铸钢 Cast iron	设计标准 Valve design	BS 5159
球 Ball	304	密封形式 Face to face	DIN 3202
阀杆 Stem	A16	试验标准 Pressure test	API 598
阀座 Seat	PTFE	连接法兰 Flange fitting	DIN 2521/DIN 2533

主要外形及连接尺寸 Main external and connecting dimensions(mm)					
DN	L	D	D1	PN3D	In-d
25	125	115	68	85	4-14
32	130	140	75	100	4-16
40	140	150	80	110	4-18
50	150	165	102	125	4-18
65	170	185	122	145	4-18
80	180	200	138	160	8-18
100	190	220	158	180	8-18
125	325	250	188	210	8-18
150	300	285	212	240	8-23
200	400	340	268	285	12-23
250	400	405	320	355	12-27

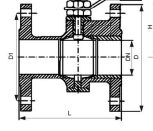


主要零件及材料 Main parts and materials

零件名称 Part name	材料 Material	设计标准 Valve design	技术规格 Technical specification
阀体 Body	铸钢 Cast iron	设计标准 Valve design	BS5159
球 Ball	304	结构长度 Face-to-face	KS B2036
阀杆 Stem	416	结构长度 Face-to-face	KS B2034
阀盖 Gasket	PTFE	密封垫片 Flange Gasket	KS B1511 JS B2259

主要外形及连接尺寸 Main external and connecting dimensions(mm)

Size	L	D	b	z-d
40	165	140	19	4-19
50	180	155	20	4-19
65	190	175	20	4-19
80	200	185	21	8-19
100	230	210	22	8-19
125	265	250	22	8-23
150	277	280	23	8-23
200	340	330	26	12-23

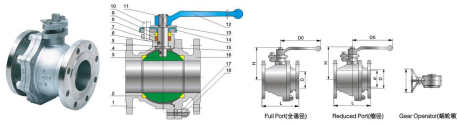


主要零件及材料 Main parts and materials

零件名称 Part name	材料 Material	设计标准 Valve design	技术规格 Technical specification
阀体 Body	铸钢 Cast iron	设计标准 Valve design	MSB SP-72
球 Ball	304	结构长度 Face-to-face	ANSI B16.10
阀杆 Stem	不锈钢 Stainless Steel 416 304	结构长度 Face-to-face	ANSI B16.10
阀盖 Gasket	PTFE	密封垫片 Flange Gasket	ANSI B16.1

主要外形及连接尺寸 Main external and connecting dimensions(mm)

Size	L	H	D	D1
50	178	144	152	120.65
65	190	163	178	139.7
80	203	187	190	152.5
100	228	205	209	190.5
125	254	224	254	219.9
150	287	259	279	241.9
200	352	343	343	298.45
250	406	406	406	361.95



主要零件材料 Material List

序号 No.	零件 Parts	材料 Material	设计标准 Valve design	技术规格 Technical specification
1	阀体 Body	ASTM A216 Gr. WCB	设计标准 Valve design	API 608/BS D0114W 4D
2	阀盖衬套 Gasket Steel	PTFE	结构长度 Face-to-face	ASME B16.10
3	球 Ball	304 S.S.	结构长度 Face-to-face	ASME B16.5
4	阀杆 Stem	ASTM A182 F6a	密封垫片 Flange Gasket	ASME B16.5
5	垫片 Gasket	PTFE	密封垫片 Flange Gasket	ASME B16.5
6	填料 Packing	PTFE	密封垫片 Flange Gasket	ASME B16.5
12	手柄 Lever	ASTM A216 Gr. WCB	密封垫片 Flange Gasket	ASME B16.5
16	阀盖 Bolt	ASTM A216 Gr. WCB	密封垫片 Flange Gasket	ASME B16.5
17	螺栓 Bolt	ASTM A193 Gr. B7	密封垫片 Flange Gasket	ASME B16.5

备注: 阀体材料为ASTM A216 WCB, ANSI 150LB, AS217W1 WCB, WCB, CS, ASB1 CFSR CSM, CFS, CFSM 未标注为ASTM A216 WCB为默认。

结构尺寸 Dimensions

Class 150	Type	NP(S)in	1/2	3/4	1	1 1/2	2	3	4	6	8
全通径 Full bore	L(mm)	108	117	127	165	178	203	229	284	457	203
	D(mm)	13	19	25	38	51	64	76	102	203	203
	H(mm)	61	66	76	85	142	156	181	210	248	248
缩径 Reduced bore	L(mm)	130	130	160	230	400	400	700	300*	300*	1075
	NP(S)in	3/4-1/2	1-3/4	1 1/2-1	2 1/2-1	3-2	4-3	6-4	8-6	12-8	12-8
	D(mm)	117	127	165	178	203	229	284	357	457	457
Class 300	L(mm)	140	152	165	190	216	262	305	403	419	419
	D(mm)	13	19	25	38	51	64	76	102	203	203
	H(mm)	62	65	80	100	148	162	188	233	280	280
全通径 Full bore	L(mm)	190	190	180	290	400	400	700	300*	300*	400*
	NP(S)in	3/4-1/2	1-3/4	1 1/2-1	2 1/2-1	3-2	4-3	6-4	8-6	12-8	12-8
	D(mm)	152	165	190	216	262	305	403	419	419	419
缩径 Reduced bore	L(mm)	190	190	180	290	400	400	700	300*	300*	400*
	NP(S)in	3/4-1/2	1-3/4	1 1/2-1	2 1/2-1	3-2	4-3	6-4	8-6	12-8	12-8
	D(mm)	117	127	165	178	203	229	284	357	457	457

主要零件材料 Material List

序号 No.	零件 Parts	材料 Material
1	阀体 Body	ASTM A105
2	垫片 Gasket	PTFE
3	阀盖 Seal	R-PTFE
4	球 Ball	304 S.S.
5	阀杆 Stem	304 S.S.
6	弹簧 Spring	304 S.S.
7	阀杆衬套 Stem Seal	ASTM A182 F6a
8	垫片 Gasket	PTFE
9	填料 Packing	PTFE
10	填料衬套 Packing Sleeve	ASTM A182 F6a
11	螺栓 Bolt	ASTM A193 Gr. B7
12	螺母 Nut	ASTM A193 Gr. B7
13	手柄 Lever	ASTM A216 Gr. WCB
14	限位块 Limit Block	ANSI 1010 Zinc-coated
15	止推垫圈 Thrust Washer	ANSI 1045
16	螺母 Nut	ASTM A193 Gr. B7
17	垫圈 Gasket	ASTM A182 F6a
18	填料衬套 Packing Sleeve	ASTM A216 Gr. WCB
19	阀盖 Seal	ASTM A105
20	螺母 Nut	ASTM A193 Gr. B7
21	螺栓 Bolt	ASTM A193 Gr. B7

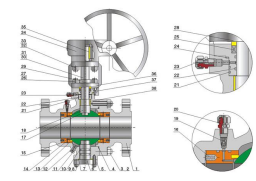
备注: 阀体材料为ASTM A105, F15L, F316, 未标注为ASTM A105 WCB为默认。

结构尺寸 Dimensions

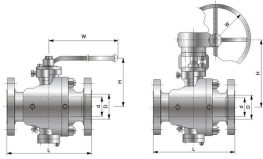
Class 900	Type	NP(S)in	1/2	3/4	1	1 1/2	2	3
全通径 Full bore	L(mm)	165	190	216	241	292	356	356
	D(mm)	13	19	25	38	51	76	76
	H(mm)	96	103	122	135	151	177	177
缩径 Reduced bore	L(mm)	140	140	170	280	300	450	450
	NP(S)in	3/4-1/2	1-3/4	1 1/2-1	2 1/2-1	3-2	3-2	3-2
	D(mm)	125	125	150	210	241	292	292
Class 900	L(mm)	190	190	180	290	400	400	700
	D(mm)	13	19	25	38	51	76	76
	H(mm)	98	103	122	135	151	177	177
全通径 Full bore	L(mm)	140	140	170	280	300	450	450
	NP(S)in	3/4-1/2	1-3/4	1 1/2-1	2 1/2-1	3-2	3-2	3-2
	D(mm)	117	127	165	178	203	229	284
缩径 Reduced bore	L(mm)	190	190	180	290	400	400	700
	NP(S)in	3/4-1/2	1-3/4	1 1/2-1	2 1/2-1	3-2	3-2	3-2
	D(mm)	117	127	165	178	203	229	284

固定式球阀 Trunnion mounting ball valve

结构特点
 三片式壳体
 双阀座密封设计
 阀体、阀盖和阀盖衬套
 阀盖衬套密封
 密封面采用堆焊材料，防止阀体腐蚀和堵塞
 可防止完全密封后堵塞
 符合 API 607 要求
 符合 API 607 要求
 符合 API 607 要求



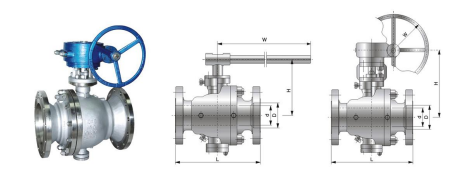
两片式固定球阀 2PC Trunnion mounted ball valve



序号 No.	零件名称 Parts	材料 Standard	不锈钢 Stainless steel	球体合金 Sour Service	低温合金 Low Temperature Service
1	阀体 Body	ASTM A1913 WCB	ASTM A351 CF8M	ASTM A1913 WCB	ASTM A302 LCB
2	阀盖 Cover	ASTM A1913 WCB	ASTM A351 CF8M	ASTM A1913 WCB	ASTM A302 LCB
3	阀盖衬套 Cover Gasket	ASTM A1913 WCB	ASTM A351 CF8M	ASTM A1913 WCB	ASTM A302 LCB
4	球体 Ball	ASTM A1913 WCB	ASTM A351 CF8M	ASTM A1913 WCB	ASTM A302 LCB
5	球体合金 Cover Alloy	ASTM A1913 WCB	ASTM A351 CF8M	ASTM A1913 WCB	ASTM A302 LCB
6	球体合金 Cover Alloy	ASTM A1913 WCB	ASTM A351 CF8M	ASTM A1913 WCB	ASTM A302 LCB
7	球体合金 Cover Alloy	ASTM A1913 WCB	ASTM A351 CF8M	ASTM A1913 WCB	ASTM A302 LCB
8	球体合金 Cover Alloy	ASTM A1913 WCB	ASTM A351 CF8M	ASTM A1913 WCB	ASTM A302 LCB
9	球体合金 Cover Alloy	ASTM A1913 WCB	ASTM A351 CF8M	ASTM A1913 WCB	ASTM A302 LCB
10	球体合金 Cover Alloy	ASTM A1913 WCB	ASTM A351 CF8M	ASTM A1913 WCB	ASTM A302 LCB
11	球体合金 Cover Alloy	ASTM A1913 WCB	ASTM A351 CF8M	ASTM A1913 WCB	ASTM A302 LCB
12	球体合金 Cover Alloy	ASTM A1913 WCB	ASTM A351 CF8M	ASTM A1913 WCB	ASTM A302 LCB
13	球体合金 Cover Alloy	ASTM A1913 WCB	ASTM A351 CF8M	ASTM A1913 WCB	ASTM A302 LCB
14	球体合金 Cover Alloy	ASTM A1913 WCB	ASTM A351 CF8M	ASTM A1913 WCB	ASTM A302 LCB
15	球体合金 Cover Alloy	ASTM A1913 WCB	ASTM A351 CF8M	ASTM A1913 WCB	ASTM A302 LCB
16	球体合金 Cover Alloy	ASTM A1913 WCB	ASTM A351 CF8M	ASTM A1913 WCB	ASTM A302 LCB
17	球体合金 Cover Alloy	ASTM A1913 WCB	ASTM A351 CF8M	ASTM A1913 WCB	ASTM A302 LCB
18	球体合金 Cover Alloy	ASTM A1913 WCB	ASTM A351 CF8M	ASTM A1913 WCB	ASTM A302 LCB
19	球体合金 Cover Alloy	ASTM A1913 WCB	ASTM A351 CF8M	ASTM A1913 WCB	ASTM A302 LCB
20	球体合金 Cover Alloy	ASTM A1913 WCB	ASTM A351 CF8M	ASTM A1913 WCB	ASTM A302 LCB
21	球体合金 Cover Alloy	ASTM A1913 WCB	ASTM A351 CF8M	ASTM A1913 WCB	ASTM A302 LCB
22	球体合金 Cover Alloy	ASTM A1913 WCB	ASTM A351 CF8M	ASTM A1913 WCB	ASTM A302 LCB
23	球体合金 Cover Alloy	ASTM A1913 WCB	ASTM A351 CF8M	ASTM A1913 WCB	ASTM A302 LCB
24	球体合金 Cover Alloy	ASTM A1913 WCB	ASTM A351 CF8M	ASTM A1913 WCB	ASTM A302 LCB
25	球体合金 Cover Alloy	ASTM A1913 WCB	ASTM A351 CF8M	ASTM A1913 WCB	ASTM A302 LCB
26	球体合金 Cover Alloy	ASTM A1913 WCB	ASTM A351 CF8M	ASTM A1913 WCB	ASTM A302 LCB
27	球体合金 Cover Alloy	ASTM A1913 WCB	ASTM A351 CF8M	ASTM A1913 WCB	ASTM A302 LCB
28	球体合金 Cover Alloy	ASTM A1913 WCB	ASTM A351 CF8M	ASTM A1913 WCB	ASTM A302 LCB
29	球体合金 Cover Alloy	ASTM A1913 WCB	ASTM A351 CF8M	ASTM A1913 WCB	ASTM A302 LCB
30	球体合金 Cover Alloy	ASTM A1913 WCB	ASTM A351 CF8M	ASTM A1913 WCB	ASTM A302 LCB
31	球体合金 Cover Alloy	ASTM A1913 WCB	ASTM A351 CF8M	ASTM A1913 WCB	ASTM A302 LCB
32	球体合金 Cover Alloy	ASTM A1913 WCB	ASTM A351 CF8M	ASTM A1913 WCB	ASTM A302 LCB
33	球体合金 Cover Alloy	ASTM A1913 WCB	ASTM A351 CF8M	ASTM A1913 WCB	ASTM A302 LCB
34	球体合金 Cover Alloy	ASTM A1913 WCB	ASTM A351 CF8M	ASTM A1913 WCB	ASTM A302 LCB
35	球体合金 Cover Alloy	ASTM A1913 WCB	ASTM A351 CF8M	ASTM A1913 WCB	ASTM A302 LCB
36	球体合金 Cover Alloy	ASTM A1913 WCB	ASTM A351 CF8M	ASTM A1913 WCB	ASTM A302 LCB
37	球体合金 Cover Alloy	ASTM A1913 WCB	ASTM A351 CF8M	ASTM A1913 WCB	ASTM A302 LCB
38	球体合金 Cover Alloy	ASTM A1913 WCB	ASTM A351 CF8M	ASTM A1913 WCB	ASTM A302 LCB

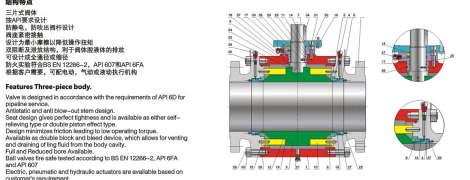
全通径 Full Port (Class 150)						全通径 Full Port (Class 300)					
尺寸 (Size)	DNmm	DNmm	DNmm	Hmm	Wmm	尺寸 (Size)	DNmm	DNmm	DNmm	Hmm	Wmm
2	51	178	195	226	250	2	51	218	195	226	250
3	76	203	190	400	400	3	76	265	190	400	400
4	102	229	231	460	460	4	102	305	231	750	750
6	152	394	390	1000	1000	6	152	403	390	1000	1000
8	203	457	495	1500	1500	8	203	502	495	1500	1500
10	254	533	505	1900	1900	10	254	568	505	1900	1900
12	305	610	560	2500	2500	12	305	648	560	2500	2500
14	357	686	600	3000	3000	14	357	762	600	3000	3000
16	387	762	750	3500	3500	16	387	838	750	3500	3500
18	438	854	840	4000	4000	18	438	914	840	4000	4000
20	489	914	910	4500	4500	20	489	991	910	4500	4500
22	540	1007	1000	5000	5000	22	540	1092	1000	5000	5000
24	591	1067	1065	5500	5500	24	591	1143	1065	5500	5500

两片式固定球阀 2PC Trunnion mounted ball valve



全通径 Full Port (Class 150)						全通径 Full Port (Class 300)					
尺寸 (Size)	DNmm	DNmm	DNmm	Hmm	Wmm	尺寸 (Size)	DNmm	DNmm	DNmm	Hmm	Wmm
2	51	202	176	400	400	2	51	288	192	460	460
3	76	256	247	750	750	3	76	381	279	1000	1000
4	102	432	335	1000	1000	4	102	457	395	1500	1500
6	152	558	420	1000	1000	6	152	610	395	1500	1500
8	203	680	430	1500	1500	8	203	737	460	1500	1500
10	254	787	520	1900	1900	10	254	838	600	1900	1900
12	305	838	665	2500	2500	12	305	865	690	2500	2500
14	357	889	720	3000	3000	14	357	914	785	3000	3000
16	387	991	780	3500	3500	16	387	1067	850	3500	3500
18	438	1092	950	4000	4000	18	438	1195	915	4000	4000
20	489	1194	1010	4500	4500	20	489	1321	975	4500	4500
24	591	1397	1100	5000	5000	24	591	1649	1000	5000	5000

三片式固定球阀 3PC Trunnion mounted forged steel ball valve

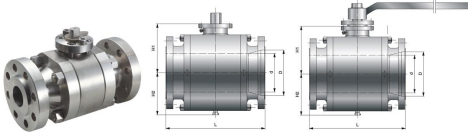


全通径 Full Port (Class 150)						全通径 Full Port (Class 300)					
尺寸 (Size)	DNmm	DNmm	DNmm	Hmm	Wmm	尺寸 (Size)	DNmm	DNmm	DNmm	Hmm	Wmm
2	51	202	176	400	400	2	51	288	192	460	460
3	76	256	247	750	750	3	76	381	279	1000	1000
4	102	432	335	1000	1000	4	102	457	395	1500	1500
6	152	558	420	1000	1000	6	152	610	395	1500	1500
8	203	680	430	1500	1500	8	203	737	460	1500	1500
10	254	787	520	1900	1900	10	254	838	600	1900	1900
12	305	838	665	2500	2500	12	305	865	690	2500	2500
14	357	889	720	3000	3000	14	357	914	785	3000	3000
16	387	991	780	3500	3500	16	387	1067	850	3500	3500
18	438	1092	950	4000	4000	18	438	1195	915	4000	4000
20	489	1194	1010	4500	4500	20	489	1321	975	4500	4500
24	591	1397	1100	5000	5000	24	591	1649	1000	5000	5000



www.wsdvalve.com
www.hawsd.com

三片式固定锻钢球阀
3PC Trunnion mounted forged steel ball valve



全通径 Full Port (Class 150)

尺寸 (英寸)	DN(mm)	L1(mm)	H1(mm)	H2(mm)
2	51	178	105	100
3	76	203	100	100
4	102	229	225	170
6	152	394	245	190
8	203	457	280	230
10	254	533	326	280
12	305	610	360	300
14	357	686	380	330
16	387	762	415	350
18	438	864	440	400
20	489	914	500	440
22	540	961	520	470
24	591	1067	585	530
26	635	1143	630	570
28	686	1244	645	600
30	736	1295	700	700
32	761	1371	740	750
34	832	1473	770	780
36	876	1524	800	800
40	978	1753	900	900
42	1022	1855	960	950
48	1168	2134	1100	1100

缩径 Reduced Port (Class 150)

尺寸 (英寸)	DN(mm)	DN2(mm)	L1(mm)	H1(mm)	H2(mm)
3x2x3	51	76	203	105	100
4x4x4	76	102	229	100	100
6x6x6	102	152	394	205	170
8x8x8	152	203	457	245	190
10x10x10	203	254	533	280	230
12x12x12	254	305	610	326	280
14x14x14	254	357	686	320	280
16x16x16	305	387	762	350	300
18x18x18	357	438	864	415	350
20x20x20	387	489	914	415	350
22x22x22	438	489	914	440	400
24x24x24	489	591	1067	500	440
30x24x30	835	736	1296	585	530
30x30x36	781	876	1524	700	700

注:
1. 缩径尺寸: API 6D
2. 缩径 2"-24" 法兰按照标准 ASME B 16.5
3. 缩径 > 24" 法兰按照标准 ASME B 16.47A



www.wsdvalve.com
www.hawsd.com

三片式固定锻钢球阀
3PC Trunnion mounted forged steel ball valve

全通径 Full Port (Class 300)

尺寸 (英寸)	DN(mm)	L1(mm)	H1(mm)	H2(mm)
2	51	216	105	100
3	76	282	160	130
4	102	305	205	170
6	152	403	245	190
8	203	502	280	230
10	254	588	326	280
12	305	648	350	300
14	337	762	380	330
16	387	838	415	350
18	438	914	440	400
20	489	991	500	440
22	540	1062	520	470
24	591	1143	585	530
26	635	1246	600	570
28	686	1346	645	600
30	736	1397	700	700
32	761	1524	740	750
34	832	1605	770	780
36	876	1727	820	800
40	978	1956	900	900
42	1022	2063	960	950
48	1168	2170	1100	1100

全通径 Full Port (Class 600)

尺寸 (英寸)	DN(mm)	L1(mm)	H1(mm)	H2(mm)
2	51	292	105	100
3	76	356	160	130
4	102	432	205	170
6	152	509	245	190
8	203	660	280	230
10	254	787	326	280
12	305	859	350	300
14	337	889	380	330
16	387	991	415	350
18	438	1052	440	400
20	489	1194	500	440
22	540	1296	520	470
24	591	1397	585	530
26	635	1448	600	570
28	686	1549	645	600
30	736	1651	700	700
32	761	1778	740	750
34	832	1890	770	780
36	876	2083	820	800
40	978	2337	900	900
42	1022	2437	960	950
48	1168	2540	1100	1100

缩径 Reduced Port (Class 300)

尺寸 (英寸)	DN(mm)	DN2(mm)	L1(mm)	H1(mm)	H2(mm)
3x2x3	51	76	283	105	100
4x4x4	76	102	305	160	130
6x6x6	102	152	403	205	170
8x8x8	152	203	502	245	190
10x10x10	203	254	588	280	230
12x12x12	254	305	648	326	280
14x14x14	254	357	762	320	280
16x16x16	305	387	838	350	300
18x18x18	357	438	914	415	350
20x20x20	387	489	991	415	350
22x22x22	438	489	991	440	400
24x24x24	489	591	1143	500	440
30x24x30	835	736	1397	585	530
30x30x36	781	876	1727	700	700

注:
1. 缩径尺寸: API 6D
2. 缩径 2"-24" 法兰按照标准 ASME B 16.5
3. 缩径 > 24" 法兰按照标准 ASME B 16.47A

缩径 Reduced Port (Class 600)

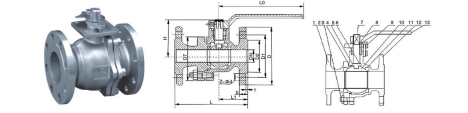
尺寸 (英寸)	DN(mm)	DN2(mm)	L1(mm)	H1(mm)	H2(mm)
3x2x3	51	76	306	105	100
4x4x4	76	102	432	160	130
6x6x6	102	152	509	205	170
8x8x8	152	203	660	245	190
10x10x10	203	254	787	280	230
12x12x12	254	305	859	326	280
14x14x14	254	357	889	320	280
16x16x16	305	387	991	350	300
18x18x18	357	438	991	415	350
20x20x20	387	489	1194	415	350
22x22x22	438	489	1194	440	400
24x24x24	489	591	1397	500	440
30x24x30	835	736	1651	585	530
30x30x36	781	876	1780	700	700

注:
1. Face-to-Face dimensions are according to API 6D
2. For 2"-24" Flanges are according to ASME B 16.5
3. For > 24" Flanges are according to ASME B 16.47A



www.wsdvalve.com
www.hawsd.com

目标铸钢球阀10K
JIS Cast steel ball valve 10K



主要零件材料 Main part material

No.	零件名称 Accessory name	材料 Material	技术规格 Technical specification
1	阀体 Body	A191-WCB SC518 SC513	球体铸钢 Ball Cast Steel
7	阀杆 Stem	A191-WCB 304SS 316SS	JIS B2071
9	阀盖 Gland Bush	A191-WCB SC518 SC514	阀杆长度 Stem Length
10	球体 Ball	A191-WCB 304SS 316SS	JIS B2009
11	阀座 Seat	PTFE	PTFE Pressure Seal
12	阀盖 Cover	A191-WCB SC518 SC513	阀盖密封 Flange Gasket
13	手轮 Lower	WCB	WCB

主要外形及连接尺寸 Main external and connecting dimensions(mm)

Pressure	DN	L	D	D1	D2	3	f	H	LD	Z-D
10K	15	108	95	70	52	12	1	58	115	4-15
	20	117	100	75	58	14	1	58	115	4-15
	25	127	125	90	70	14	1	70	150	4-19
	32	140	135	100	80	16	2	97	150	4-19
	40	165	140	105	85	16	2	97	200	4-19
	50	178	155	120	100	16	2	106	200	4-19
	60	190	175	140	120	16	2	141	300	8-19
	80	203	195	160	130	16	2	160	300	8-19
	100	229	210	175	155	18	2	183	400	8-19
	125	254	250	210	195	20	2	200	600	8-25
	150	287	280	240	215	22	2	250	600	8-25
	200	292	330	290	265	22	2	356	940	12-23
20K	15	140	95	70	52	14	1	58	115	4-15
	20	162	100	75	58	16	1	59	115	4-15
	25	165	125	90	70	16	1	70	150	4-19
	32	178	135	100	80	18	2	97	150	4-19
	40	190	140	105	85	18	2	97	200	4-19
	50	216	155	120	100	18	2	106	200	8-19
	60	241	175	140	120	20	2	141	300	8-19
	80	283	200	160	135	22	2	150	300	8-23
	100	305	225	185	160	24	2	183	400	8-23
	125	381	270	225	195	26	2	200	600	8-25
	150	403	300	260	230	28	2	200	600	12-25
	200	419	350	305	275	30	2	356	940	12-25
250	497	400	360	345	34	2	400	940	12-27	



Globe valve series
截止阀系列

